

## XI. Spin Angular Momentum or Simply Spin


- Focus on Electron's Spin Angular Momentum  
[but "spin" can be assigned to particles other than electron]
- Why "Spin"?
  - Need it to understand periodic table  
e.g. p orbitals ( $l=1, m_l=1, 0, -1 \Rightarrow 3$  states)  
but periodic feature among elements suggested  
p orbitals have  $3 \times \underbrace{2}_{\text{from spin}} = 6$  states
  - Early experiments asked for it, in addition to orbital AM
  - Need it to explain high-precision hydrogen spectrum

# A. Concept on Experimental Measurement of Angular Momentum

- Discussed Orbital AM  $L^2 \rightarrow l(l+1)\hbar^2$ ,  $l = 0, 1, 2, \dots$   
 $L_z \rightarrow m_l \hbar$ ,  $m_l = \underbrace{l, l-1, \dots, -l}_{(2l+1) \text{ values}}$

- How to do experiments on measuring Orbital AM?

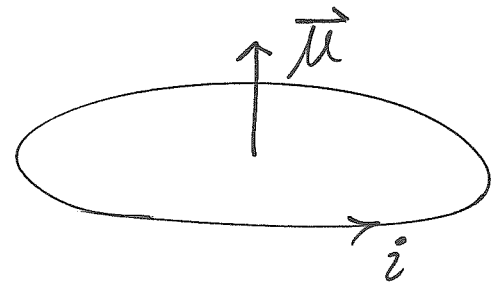
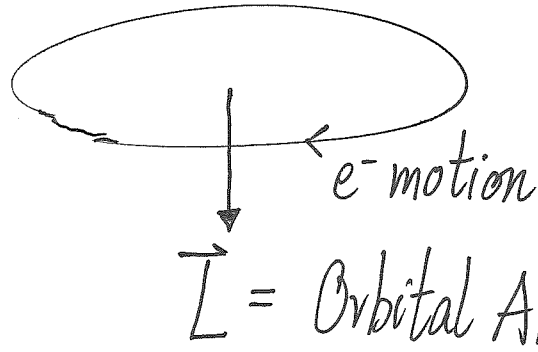
- Classical picture



$\vec{A}$  → Magnitude = Area of loop  
 direction:  $\perp$  plane of loop

$\vec{\mu}$  = magnetic dipole moment  
 $= i\vec{A}$

Thus,



( $\because$  electron is negatively charged)

$\therefore$  Expected  $\boxed{\vec{\mu}_L \propto -\vec{L}}$  (1)

Magnetic dipole moment due to orbital AM (subscript "L")

Current  $\rightarrow |i| = e \frac{v}{2\pi r}$  [charge passing by a point per unit time]

Angular Momentum  $\rightarrow |L| = r m_e v$  }  $\Rightarrow \frac{|\vec{\mu}_L|}{|L|} = \frac{e}{2m_e}$  (2)

Putting (1) & (2) together:

for an electron  $\rightarrow$

$\boxed{\vec{\mu}_L = \frac{-e}{2m_e} \vec{L}}$  (3)


This is  
"Think Classical"

"Gro Quantum"

$$\hat{\mu}_L = -\frac{e}{2m_e} \hat{L} \quad (4)$$

Operator

a constant



opposite directions

eigenvalues of  $|\mu_L|$

Copy result:

$$|\mu_L| = \frac{e}{2m_e} |\vec{L}| = \frac{e\hbar}{2m_e} \sqrt{l(l+1)}$$

constants  
a combination of  $e, \hbar, m_e$

$$= \mu_B \sqrt{l(l+1)} \quad (5)$$

$$\mu_B \equiv \frac{e\hbar}{2m_e} = \text{Bohr Magnetron} = \begin{cases} 9.274 \times 10^{-24} \text{ J/Tesla} \\ 5.79 \times 10^{-5} \text{ eV/Tesla} \end{cases}$$

[Note order of magnitude]

$$(\mu_L)_z = z\text{-component} = -\frac{e}{2m_e} L_z \text{ takes on } \frac{-e}{2m_e} m_e \hbar = -\mu_B \cdot m_l$$

- But QM deals with Energy (starts with Hamiltonian)
  - Given that  $\vec{L} \rightarrow \vec{\mu}_L$ , how to form an energy term?

$\vec{\mu}_L$  and magnetic field  $\vec{B}$  interact

$U_{\text{magnetic}} = -\vec{\mu}_L \cdot \vec{B}$

(b) in an external applied  $\vec{B}$   
 ← an additional term in  $\hat{H}$

- Recall: Atom (spherically symmetric  $U(r)$ )
  - ⇒ No idea about what  $x, y, z$  directions are about!
- Applied  $\vec{B}$  field ⇒  $\vec{B}$  defines a direction
  - call it  $z$ -direction
  - i.e.  $\vec{B} = B \hat{z}$  (no loss in generality)

for a state of quantum #  $m_l$  XI-6

$$\therefore U_{\text{magnetic}} = -\vec{\mu}_L \cdot \vec{B} = -(\mu_L)_z B = + \frac{e\hbar}{2m_e} B m_l = \mu_B \cdot B \cdot m_l$$

[ $B \sim$  few Tesla,  $\mu_B \sim 10^{-5}$  eV/Tesla,  $U_{\text{magnetic}} \sim 10^{-4} - 10^{-5}$  eV tiny but detectable]

### Take-Home Message

- electron has charge  $(-e) \rightarrow \vec{L}$  leads to  $\vec{\mu}_L = -\frac{e}{2m_e} \vec{L}$
- $\vec{\mu}_L$  interacts with  $\vec{B} \Rightarrow U_{\text{magnetic}} = -\vec{\mu}_L \cdot \vec{B} = -(\mu_L)_z B$
- To do experiments on orbital AM, play with applied  $\vec{B}$  field

▪  $\vec{B} = 0$   
(p-orbitals)

$Y_{11}, Y_{10}, Y_{1-1}$  — — —  $E_{B=0}$   
(degenerate)

▪  $\vec{B} \neq 0$   
(p-orbitals)

—  $(E_{B=0} + \mu_B B)$   $+1$   
—  $E_{B=0}$   $0$   
—  $(E_{B=0} - \mu_B B)$   $-1$

“Removed the degeneracy”

(7)

- This is the physics behind the Zeeman Effect, (next course)  
 one spectral line ( $\vec{B}=0$ ) splits into several ( $\vec{B}\neq 0$ )  
 (1902 Nobel Prize)
- Note that  $m_l = -1$  has lowest energy  
 $\mu_L$  tends to be "aligned" with  $\vec{B}$  ( $(\mu_L)_z = -\mu_B m_l = +\mu_B$ )  
 and thus  $\vec{L}$  tends to be "anti-aligned" with  $\vec{B}$  ( $L_z = m_l \hbar = -\hbar$ )

▪ Important for discussion on Spin  
 s-orbital (e.g. H-atom in ground state)  
 $\Rightarrow l=0 \Rightarrow m_l=0$  only  
 $\Rightarrow$  Don't expect to observe any effect in  $\vec{B}$ -field  
 if there is only orbital AM

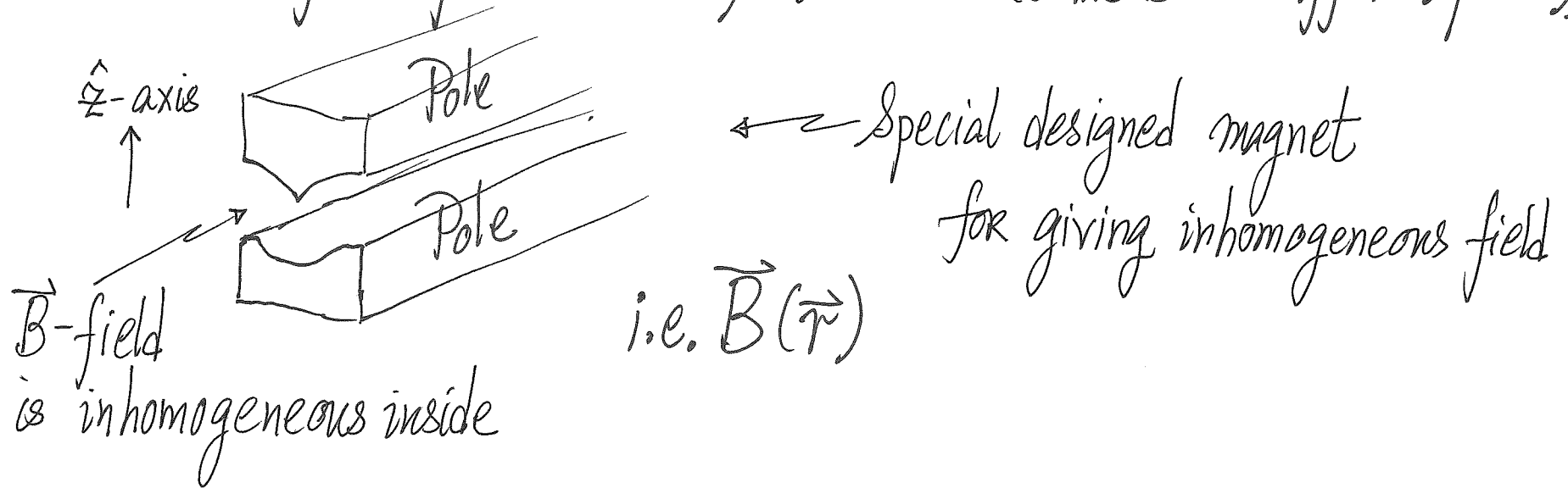
(8)

But this is NOT what experiments showed! (See Sec. C)

## B. Inhomogeneous Magnetic Field exerts force on magnetic dipole moment

- An example of inhomogeneous (non-uniform) magnetic field

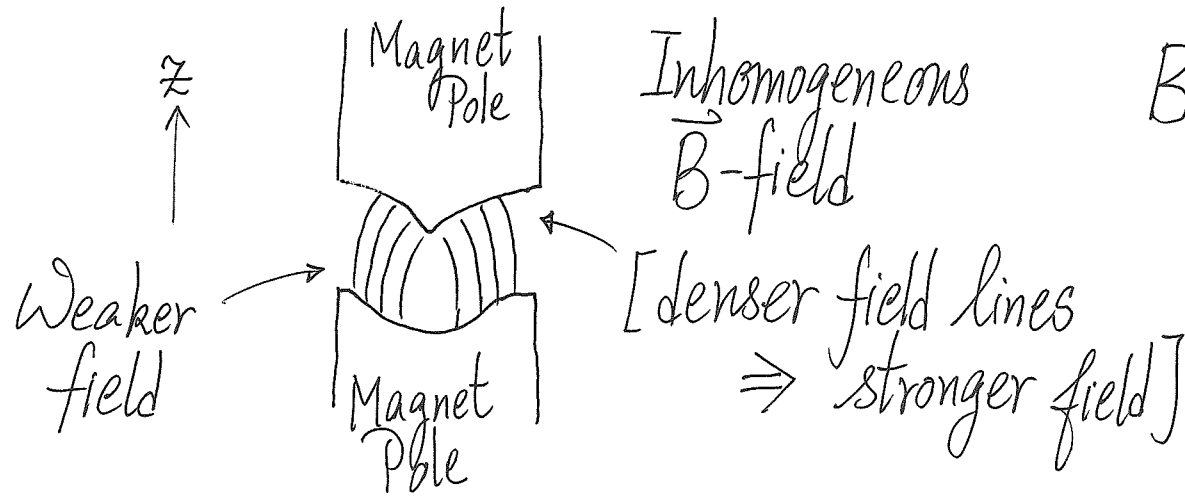
[Uniform field:  $\vec{B}(x,y,z) = \vec{B}$  (same  $\vec{B}$  at different places)]



- So what?

- A magnetic dipole moment  $\vec{\mu}$  feels a force in an inhomogeneous  $\vec{B}$ -field






$B(z) \Rightarrow$  Non-uniform  
 (B is different at different places)

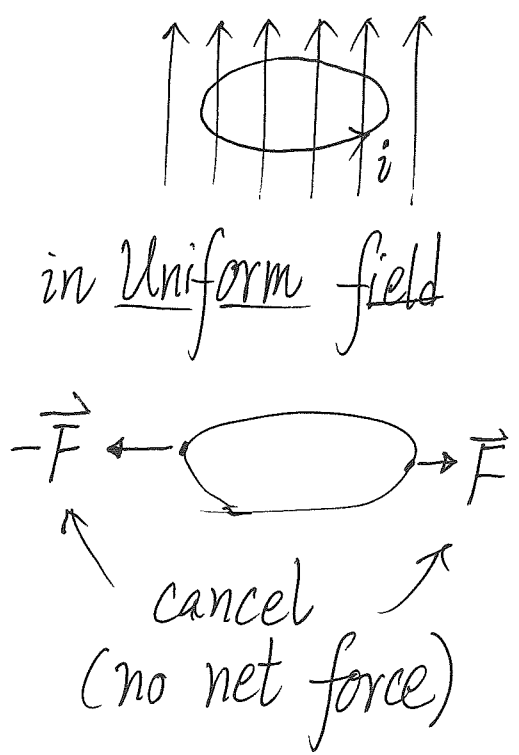
$$\begin{aligned} \vec{F} &= \text{Force}^\dagger \text{ on } \vec{\mu} \text{ due to inhomogeneous } \vec{B}\text{-field} \\ &= -\vec{\nabla}(-\vec{\mu} \cdot \vec{B}) && (-\vec{\nabla}(\text{potential energy}) = \text{force}) \\ &= (\vec{\mu} \cdot \vec{\nabla}) \vec{B} \end{aligned}$$

$\therefore$  As long as  $\vec{B}$  varies, there is a force on  $\vec{\mu}$ .

<sup>†</sup>Remark: There is an electric dipole moment in an inhomogeneous  $\vec{E}$ -field analogy.  
 net force on  $\vec{p}_{\text{electric}} \sim (\vec{p}_{\text{el}} \cdot \vec{\nabla}) \vec{E}$



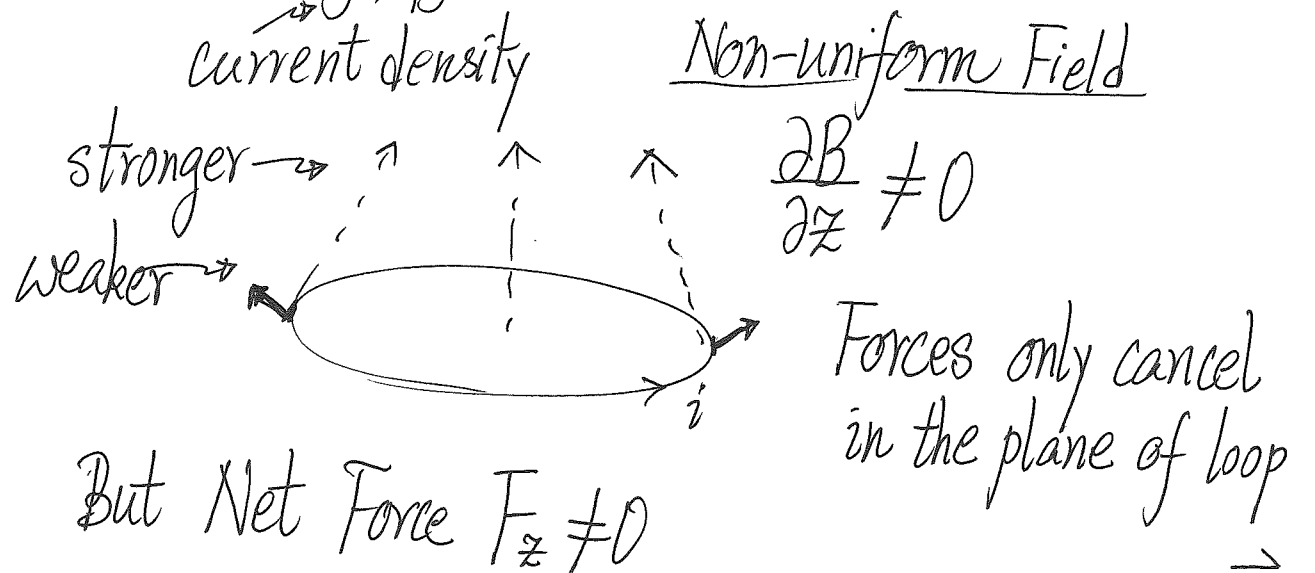
Classical picture:  $\vec{\mu} \approx$  current loop



[Recall:  $(-e)\vec{v} \times \vec{B} =$  force on moving charge]

$\sim \vec{J} \times \vec{B}$

current density



$\Rightarrow$  Net Force in direction of  $\frac{\partial B}{\partial z}$  for  $\vec{\mu}$

For Net Force in opposite direction

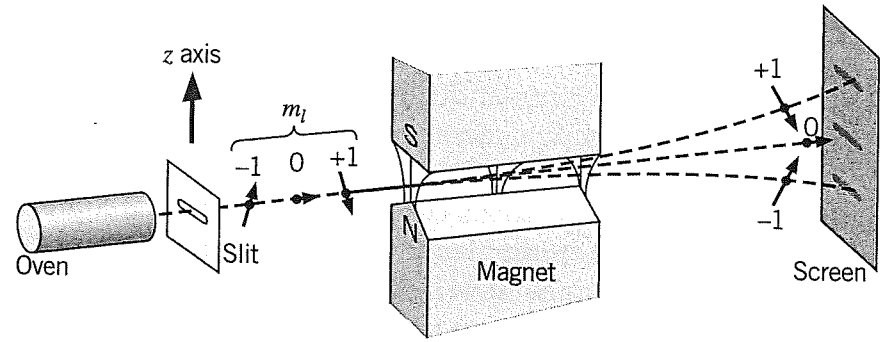
$F_z \propto \mu_z \frac{\partial B}{\partial z} \Rightarrow$  different  $\mu_z$  experiences different forces

Example: Hydrogen atoms (all excited to 2p states)

- Only knowledge of orbital AM ( $l=1, m_l=1, 0, -1$ )
- Passing atoms through inhomogeneous  $\vec{B}$ -field  $L_z = \hbar, 0, -\hbar$   
 $(\mu_L)_z = -\mu_B, 0, +\mu_B$   
 [assuming all stay in 2p]

↑ No force ↑  
opposite forces

We would expect to see



Schematic diagram of Stern-Gerlach experiment. A beam of atoms from an oven passes through a slit and then enters a region where there is a nonuniform magnetic field. Atoms with their magnetic dipole moments in opposite directions experience forces in opposite directions.

[Taken from Krane, "Modern Physics"]

Key Point

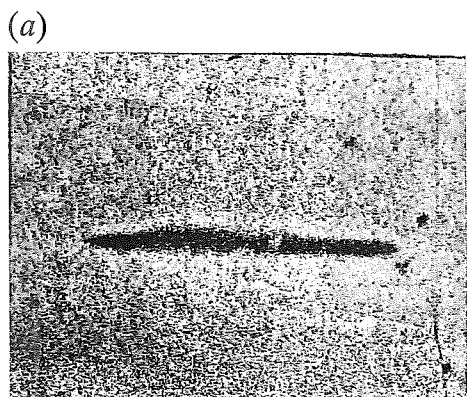
- Different  $\mu_z$ : different forces
- This experimental set up is called the Stern-Gerlach Experiment

## C. The Stern-Gerlach Experiment

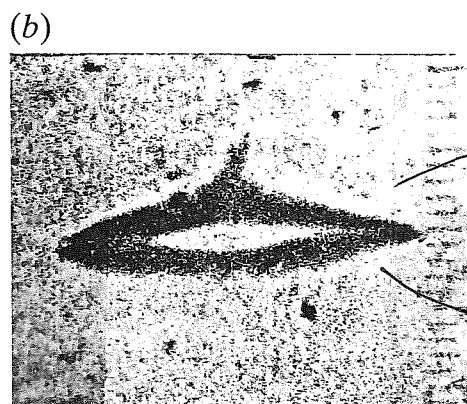
- 1922 using Ag atoms (1 outer-electron in s-orbital) ( $l=0$ )
- 1927 (Phipps and Taylor) using hydrogen atoms (1s) ( $l=0$ )
- Pass beam of atoms through Stern-Gerlach set up
- Orbital AM ( $l=0$ ),  $(\mu_L)_z = 0 \Rightarrow$  No effect from orbital AM
- Thus, did not expect splitted beams even  $\vec{B} \neq 0$
- Moreover, any effect due to orbital AM gives odd number of splitted beams (e.g.  $l=1$ , 3 beams)
- But this was NOT what Stern and Gerlach observed!

# Classic results of Stern<sup>†</sup> & Gerlach (1922)

$\vec{B} = 0$



Turn On  $\vec{B}$



One up  
[Two beams]  
One down  
[Not odd number]

The results of the Stern-Gerlach experiment. (a) The image of the slit with the field turned off. (b) With the field on, two images of the slit appear on the screen. The scale at right represents 1 mm.

Here comes Spin Angular Momentum

[Recall:  $l=0$ ]

Interpretation

- $\vec{\mu}$  due to something other than orbital AM
- $\mu_z$  can take on only two possible values

$\Rightarrow m_j = \frac{1}{2}, -\frac{1}{2}$  only

$\therefore \hat{j} = \frac{1}{2}$  only  
(one value)

<sup>†</sup> Stern was awarded the Nobel Prize in 1929, after 82 nominations since 1925! Gerlach was not awarded, probably due to political reason.

## Experimental Facts

- Atoms come out as two split beams  $\left\{ \begin{array}{l} \text{some atoms feel an upward force} \\ \text{some atoms feel a downward force} \end{array} \right.$
- But orbital AM plays no role ( $\because l=0$  (s-orbital))
- Yet, atoms seem to carry a magnetic dipole moment with two eigenvalues for  $\mu_z$  (z-component) ( $\because 2$  beams)
- This  $\vec{\mu}$  does not come from  $\vec{L}$
- With the idea that  $\vec{\mu}$  is associated with an angular momentum (and it stems from the electron), there must be another AM that comes from the electron — the spin angular momentum of electron.

- Just like general AM, the same results (two beams come out) show up in any "direction" you place the Stern-Gerlach set up. [No special direction]
- Any direction, always see two beams (two  $m_j = \frac{1}{2}, -\frac{1}{2}$  values)
- Consistent with: Can know  $J^2$  and one component (called  $J_z$ )